




Cheney Police Department

Monthly Accountability Review



December 2011



Cheney Police Department

Department Highlights

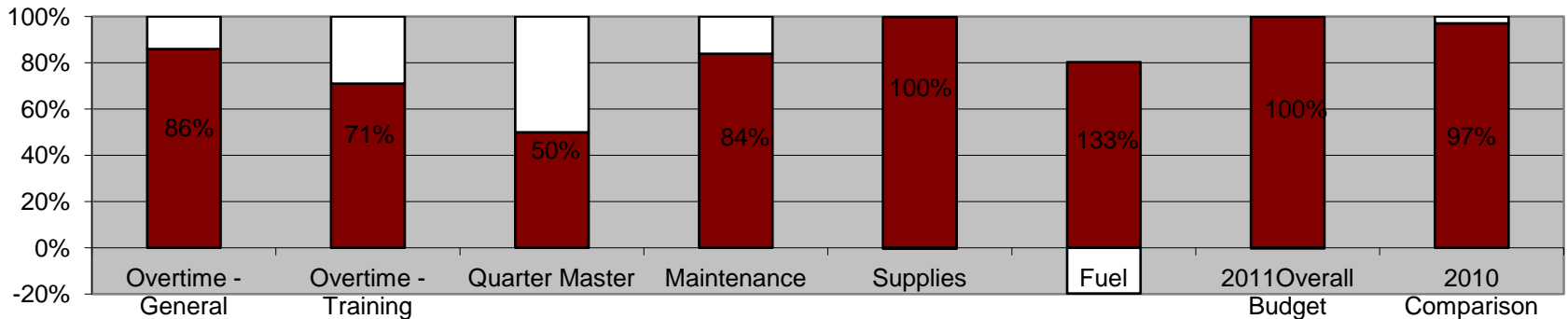
- The Department welcomes Chief John Hensley to the agency.
- The IT department was able to obtain an old pickup from the Code Enforcement Department and fix it up to use as a new IT vehicle.
- Dispatch processed a record 103 Concealed Weapons Permits in 2011. The previous record was 62 in 2010. Dispatcher Theresa Westhoff does a terrific job of running the background checks for these license requests.



Cheney Police Department

Department Budget Highlights

	Dec-11	YTD	Budget	Balance	Year Elapsed	% Expenditure YTD
Overtime (General Fund)	\$1,300.05	\$36,465.04	\$42,400	\$5,934.96	100.0%	86.0%
Overtime (Training Fund)	\$0.00	\$4,972.11	\$7,000	\$2,027.89	100.0%	71.0%
Quarter Master						
Criminal Justice Fund Account	\$531.38	\$5,639.87	\$11,300	\$5,660.13	100.0%	49.9%
Maintenance (General Fund)						
Vehicles	\$4,369.05	\$25,944.35	\$39,400	\$13,455.65	100.0%	65.8%
Building	\$922.71	\$28,121.33	\$25,100	(\$3,021.33)	100.0%	112.0%
Supplies (General Fund)	\$1,656.25	\$16,650.87	\$16,600	(\$50.87)	100.0%	100.3%
Fuel	\$3,086.49	\$33,549.76	\$25,300	(\$8,249.76)	100.0%	132.6%
Overall Budget	\$182,458.14	\$2,691,618.83	\$2,686,800.00	(\$4,818.83)	100.0%	100.2%

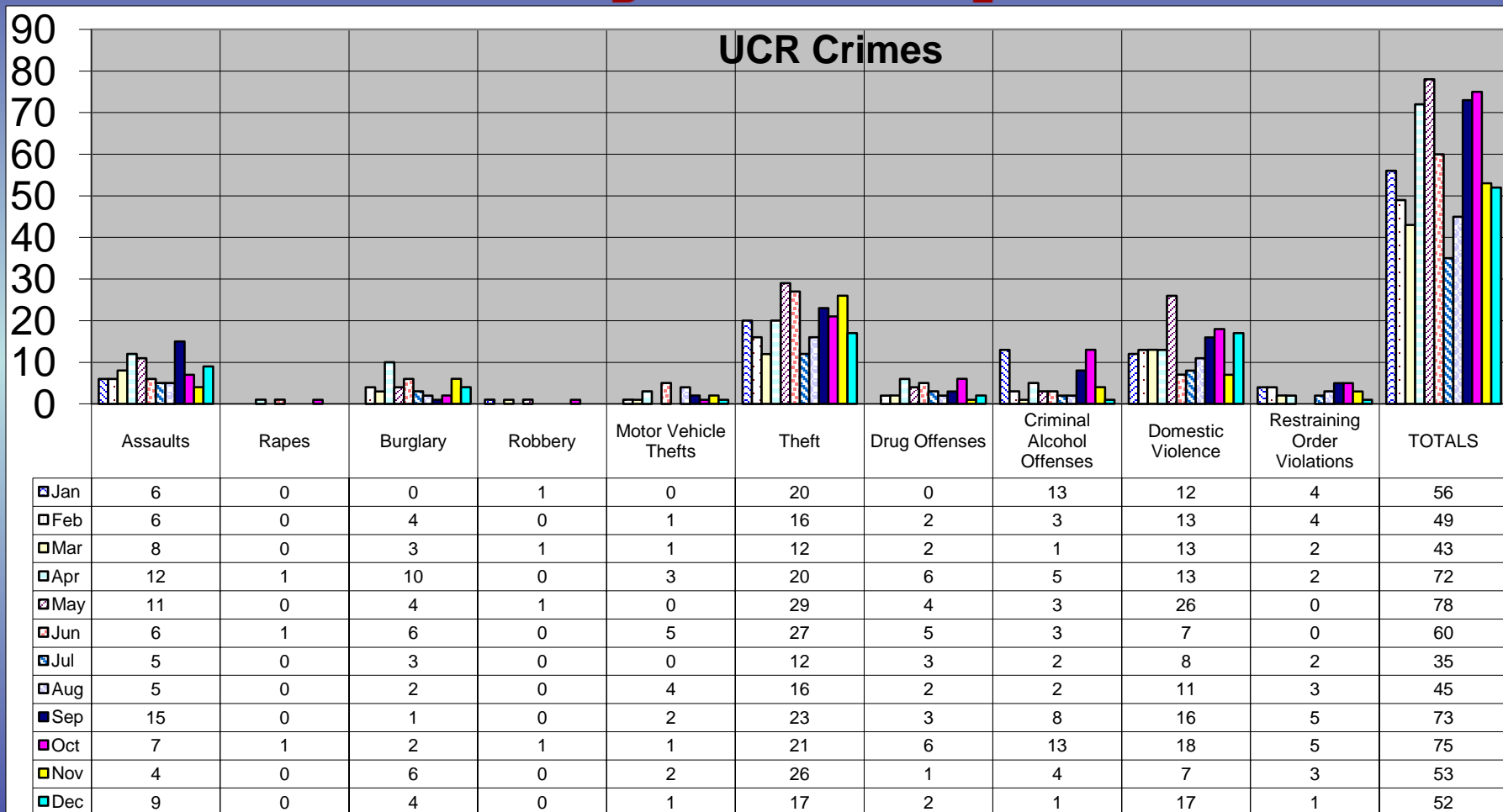


*A duty to protect,
an honor to serve.*

*Working together to
educate our community.*



Cheney Police Department



*A duty to protect,
an honor to serve.*

*Working together to
educate our community.*



Cheney Police Department

Activity Overview – UCR

December 2011 vs November 2011 December 2011 vs. December 2010 YTD 2011 vs. YTD 2010

UCR Reportable Offenses	Dec-11	Nov-11	Diff	% Change	Dec-10	Diff	% Change	2011YTD	2010 YTD	Diff	% Change
Assaults	9	4	5	125.00%	8	1	12.50%	94	101	-7	-6.93%
Rapes	0	0	0	0.00%	0	0	0.00%	3	3	0	0.00%
Burglary	4	6	-2	-33.33%	12	-8	-66.67%	45	77	-32	-41.56%
Robbery	0	0	0	0.00%	0	0	0.00%	4	6	-2	-33.33%
Motor Vehicle Thefts	1	2	-1	-50.00%	1	0	0.00%	20	20	0	0.00%
Theft	17	26	-9	-34.62%	22	-5	-22.73%	239	257	-18	-7.00%
Drug Offenses	2	1	1	100.00%	4	-2	-50.00%	36	39	-3	-7.69%
Criminal Alcohol Offenses	1	4	-3	-75.00%	5	-4	-80.00%	58	93	-35	-37.63%
Domestic Violence	17	7	10	142.86%	15	2	13.33%	161	132	29	21.97%
Restraining Orders	1	3	-2	-66.67%	2	-1	-50.00%	31	31	0	0.00%
TOTALS	52	53	-1	-1.89%	69	-17	-24.64%	691	759	-68	-8.96%

*A duty to protect,
an honor to serve.*

5

*Working together to
educate our community.*



Cheney Police Department

Investigations



Cheney Police Department

Detective's Statistics	December 2011 vs November 2011				December 2011 vs. December 2010			YTD 2011 vs. YTD 2010			
	Dec-11	Nov-11	Diff	% Change	Dec-10	Diff	% Change	2011YTD	2010 YTD	Diff	% Change
Assigned Cases	17	16	1	6.25%	38	-21	-55.26%	296	327	-31	-9.48%
Crimes Against People (High Risk Population)	0	0	0	0.00%	0	0	0.00%	9	10	-1	-10.00%
Crimes Against People (Other)	1	0	1	100.00%	4	-3	-75.00%	12	27	-15	-55.56%
Drugs	1	1	0	0.00%	0	1	100.00%	4	6	-2	-33.33%
Property Crimes	4	2	2	100.00%	9	-5	-55.56%	47	36	11	30.56%
Felonies	3	2	1	50.00%	10	-7	-70.00%	77	75	2	2.67%
Misdemeanors	1	1	0	0.00%	3	-2	-66.67%	9	7	2	28.57%
Cases Filed	5	5	0	0.00%	5	0	0.00%	93	51	42	82.35%
Cases Closed	4	1	3	300.00%	2	2	100.00%	37	31	6	19.35%

*A duty to protect,
an honor to serve.*

*Working together to
educate our community.*



Cheney Police Department

Patrol

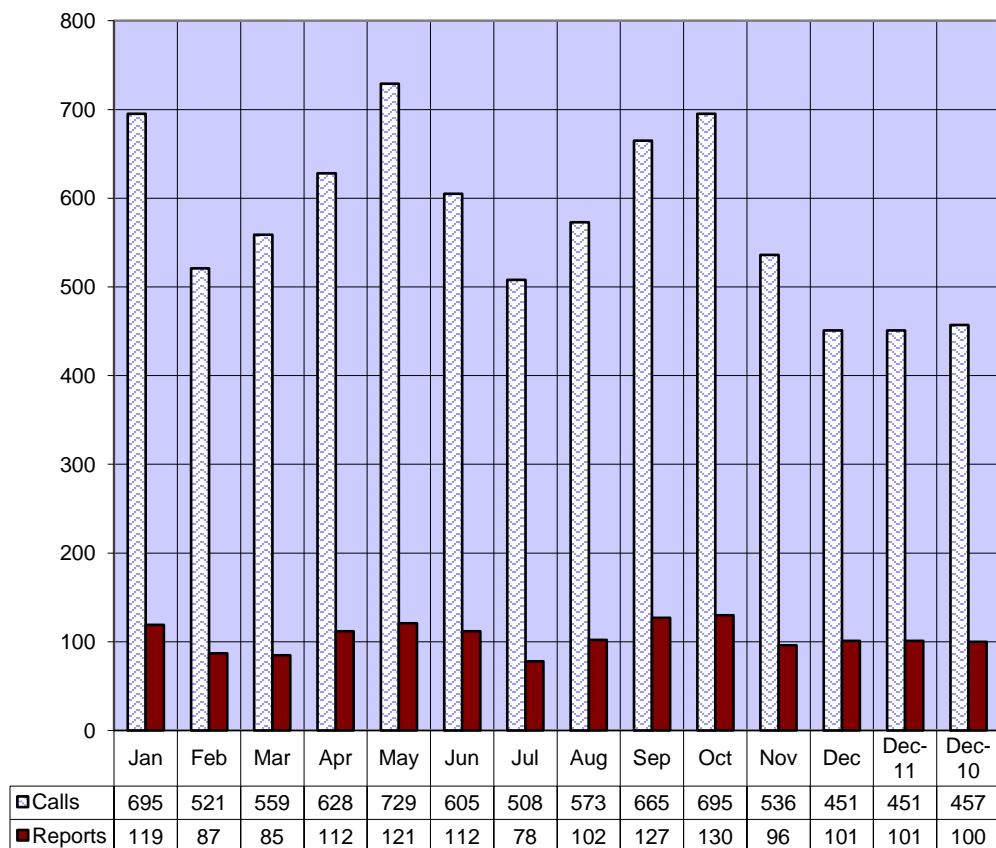
*A duty to protect,
an honor to serve.*

*Working together to
educate our community.*



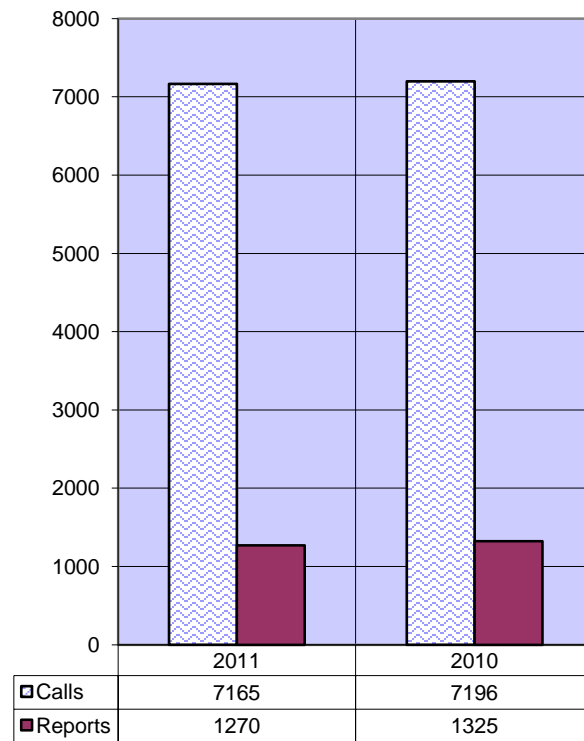
Cheney Police Department

Calls for Service by Month



Calls and Reports YTD Comparison
YTD Change

Calls 0% Reports -4%



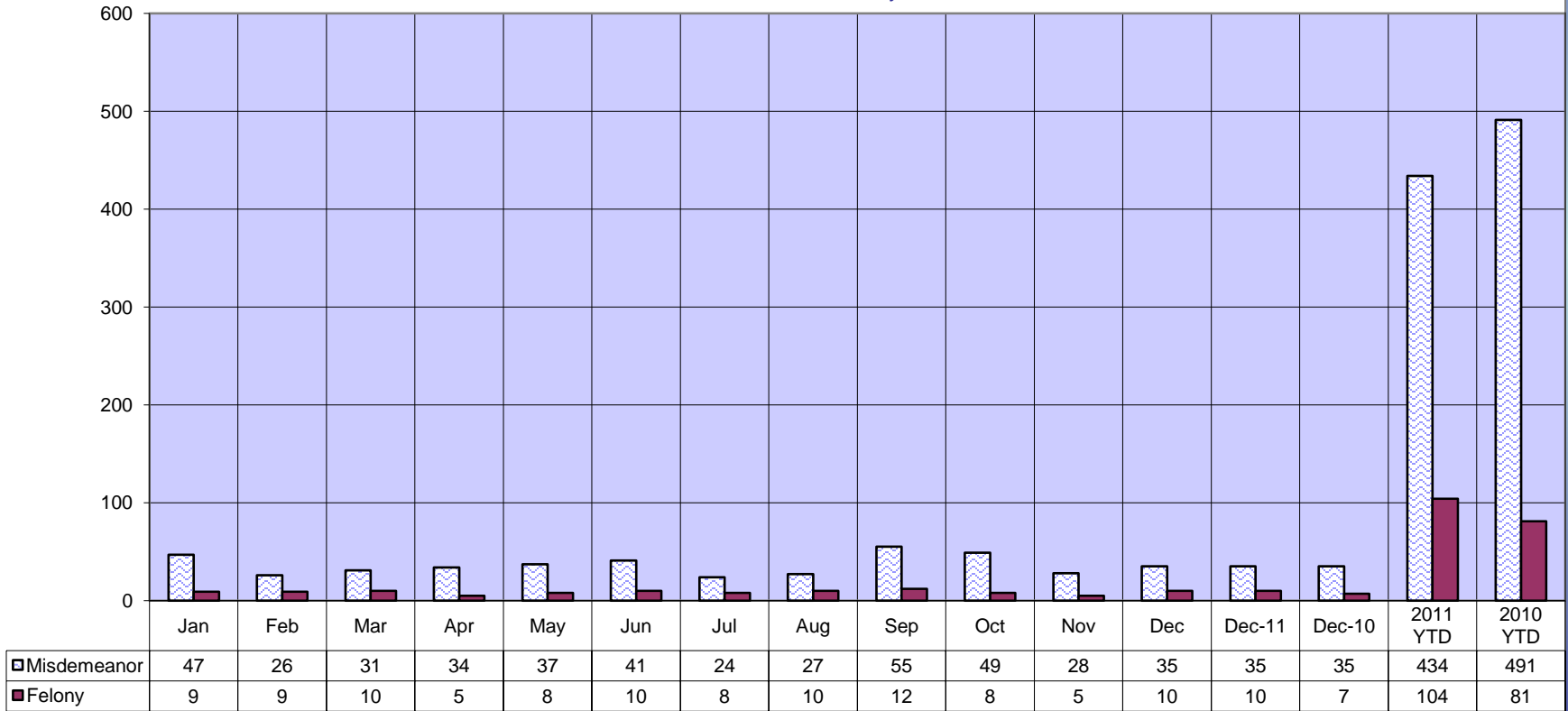
*A duty to protect,
an honor to serve.*

*Working together to
educate our community.*



Cheney Police Department

Arrests
YTD Change
Misdemeanor -12% Felony 28%



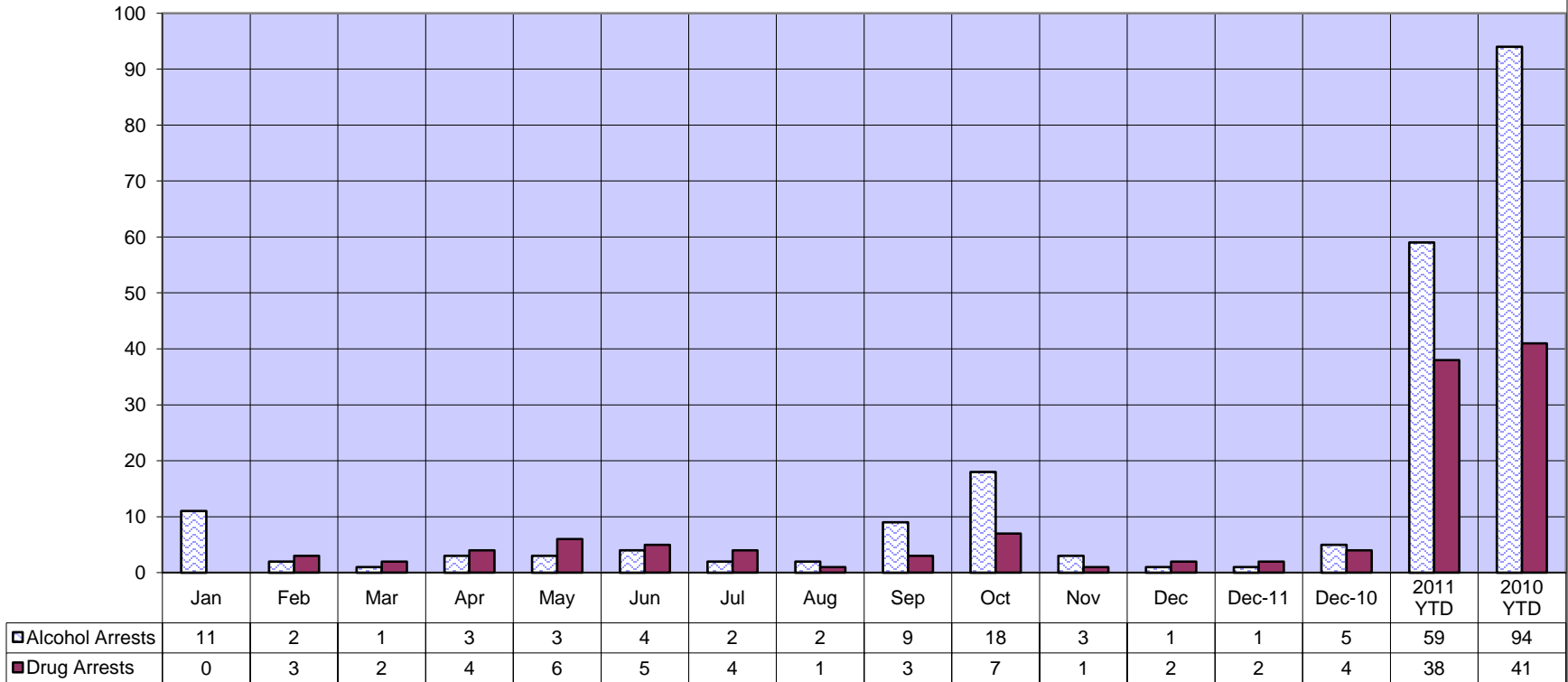
*A duty to protect,
an honor to serve.*

*Working together to
educate our community.*



Cheney Police Department

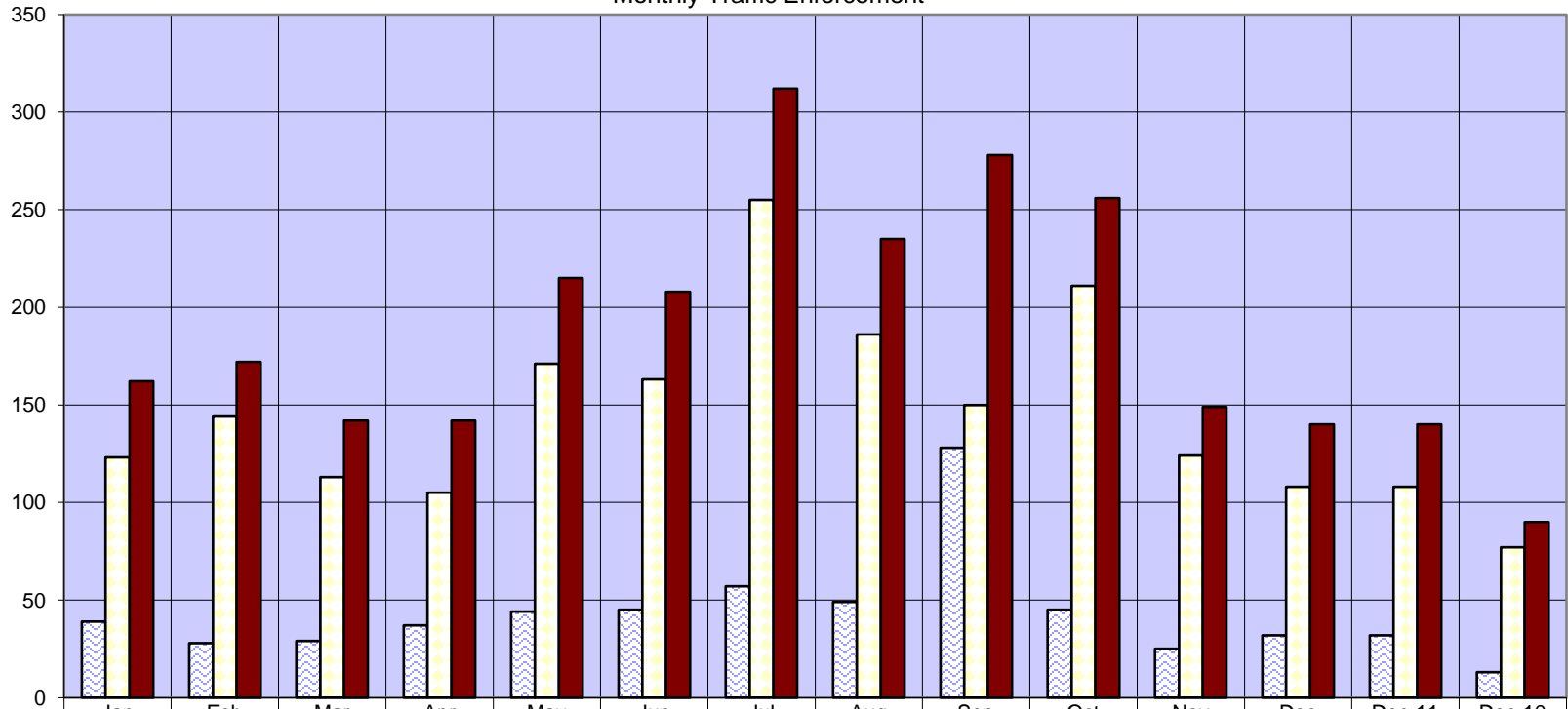
Alcohol and Drug Enforcement
YTD Change
Alcohol -37% Drugs -7%





Cheney Police Department

Monthly Traffic Enforcement



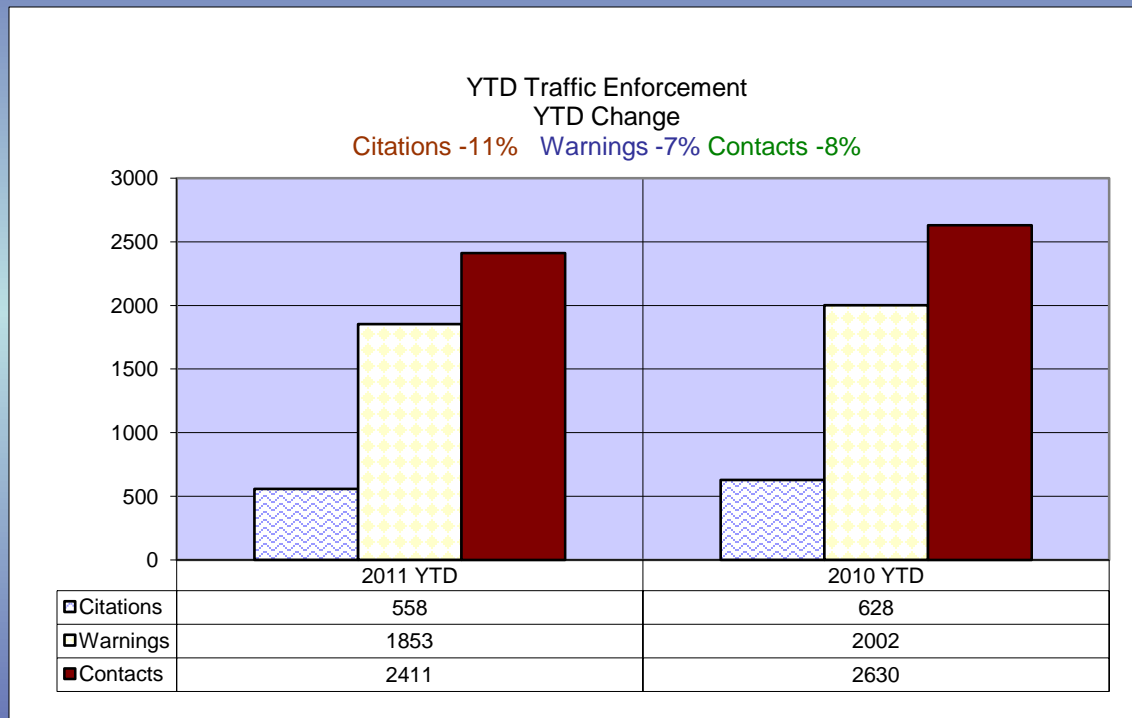
■ Citations	39	28	29	37	44	45	57	49	128	45	25	32	32	13
□ Warnings	123	144	113	105	171	163	255	186	150	211	124	108	108	77
■ Contacts	162	172	142	142	215	208	312	235	278	256	149	140	140	90

*A duty to protect,
an honor to serve.*

*Working together to
educate our community.*



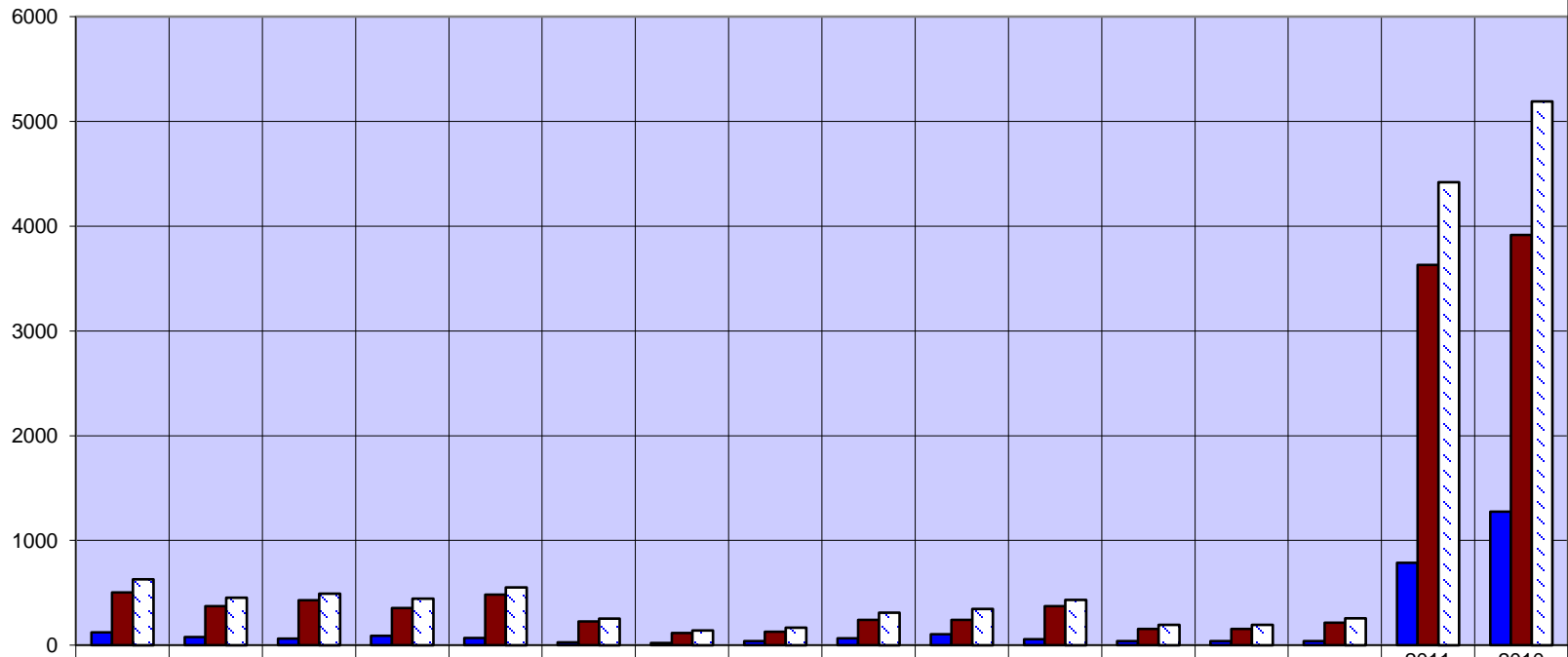
Cheney Police Department





Cheney Police Department

Parking Enforcement - YTD Change
 CPD -38% EWU Contract -7% Total -15%



■ Officers	124	80	64	91	69	27	23	40	68	104	59	39	39	40	788	1275
■ EWU Contract	504	373	429	355	483	226	117	129	242	242	373	157	157	217	3630	3916
■ Total	628	453	493	446	552	253	140	169	310	346	432	196	196	257	4418	5191


*A duty to protect,
 an honor to serve.*

*Working together to
 educate our community.*



Cheney Police Department

School Resource Officer



*A duty to protect,
an honor to serve.*

*Working together to
educate our community.*



Cheney Police Department

School Resource Officer

SRO Statistics	December 2011 vs November 2011				December 2011 vs. December 2010			YTD 2011 vs. YTD 2010			
	Dec-11	Nov-11	Diff	% Change	Dec-10	Diff	% Change	2011YTD	2010 YTD	Diff	% Change
School Calls	12	15	-3	-20.00%	14	-2	-14.29%	162	115	47	40.87%
Dispatched Calls	25	10	15	150.00%	15	10	66.67%	207	233	-26	-11.16%
Total Calls	37	25	12	48.00%	29	8	27.59%	379	348	31	8.91%
Incident reports	11	5	6	120.00%	5	6	120.00%	81	84	-3	-3.57%
School Reports	0	7	-7	-100.00%	0	0	0.00%	25	22	3	13.64%
Total Reports	11	12	-1	-8.33%	5	6	120.00%	106	106	0	0.00%
Misdemeanor Arrests	6	3	3	100.00%	2	4	200.00%	35	41	-6	-14.63%
Felony Arrests	0	0	0	0.00%	0	0	0.00%	3	9	-6	-66.67%
Total Arrests	6	3	3	100.00%	2	4	200.00%	38	49	-11	-22.45%

*A duty to protect,
an honor to serve.*

*Working together to
educate our community.*



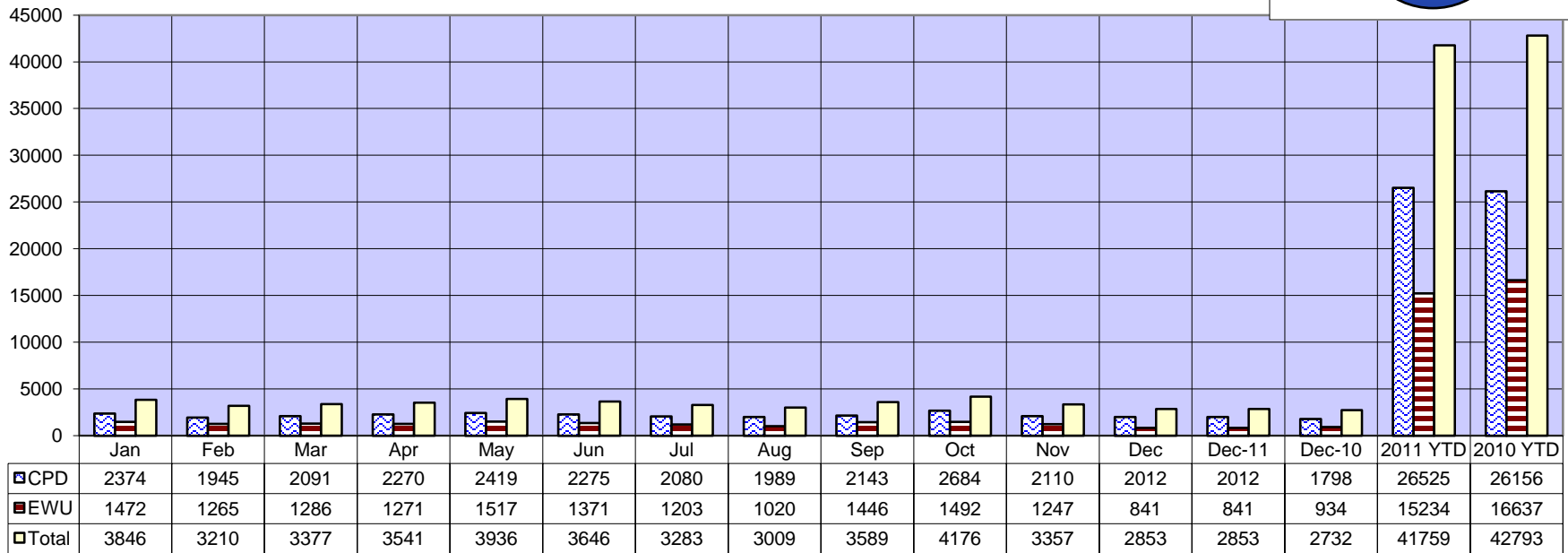
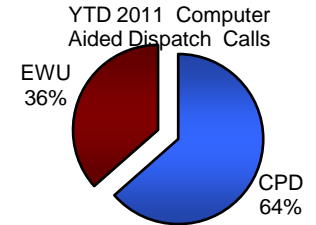
Cheney Police Department

Communications



Cheney Police Department

Computer Aided Dispatch Calls
Change YTD
CPD +1% EWU -8% Overall -2%



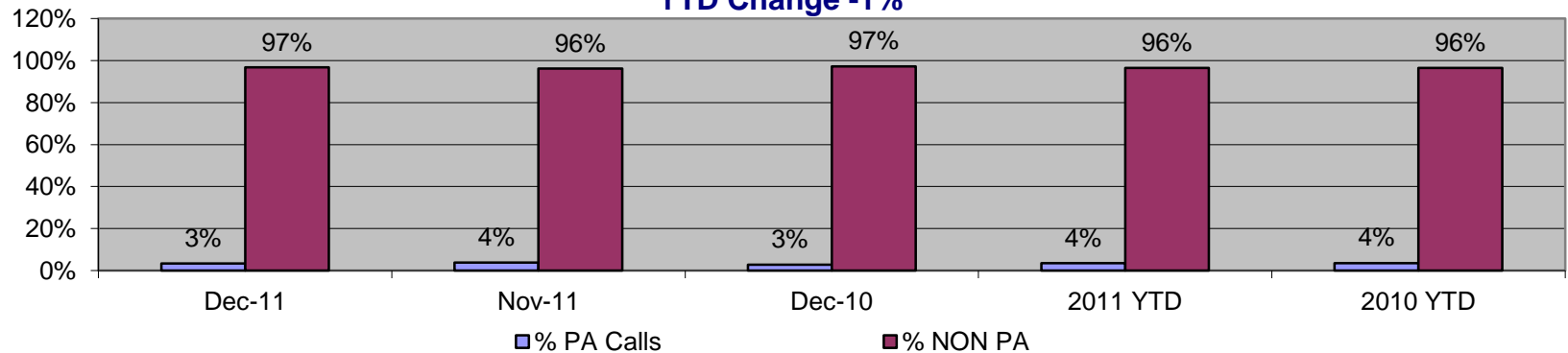


Cheney Police Department

Public Assist Cheney PD CAD Calls

Public Assists	December 2011 vs November 2011				December 2011 vs. December 2010			YTD 2011 vs. YTD 2010			
	Dec-11	Nov-11	Diff	% Change	Dec-10	Diff	% Change	2011YTD	2010 YTD	Diff	% Change
Lockouts	49	54	-5	-9.3%	39	10	25.6%	623	642	-19	-3.0%
Motorists	2	5	-3	-60.0%	10	-8	-80.0%	79	95	-16	-16.8%
Prints	9	18	-9	-50.0%	7	2	28.6%	164	138	26	18.8%
Misc.	7	4	3	75.0%	4	3	75.0%	73	72	1	1.4%
Total	67	81	-14	-17.3%	60	7	11.7%	939	947	-8	-0.8%

Percentage of Public Assist Calls
YTD Change -1%

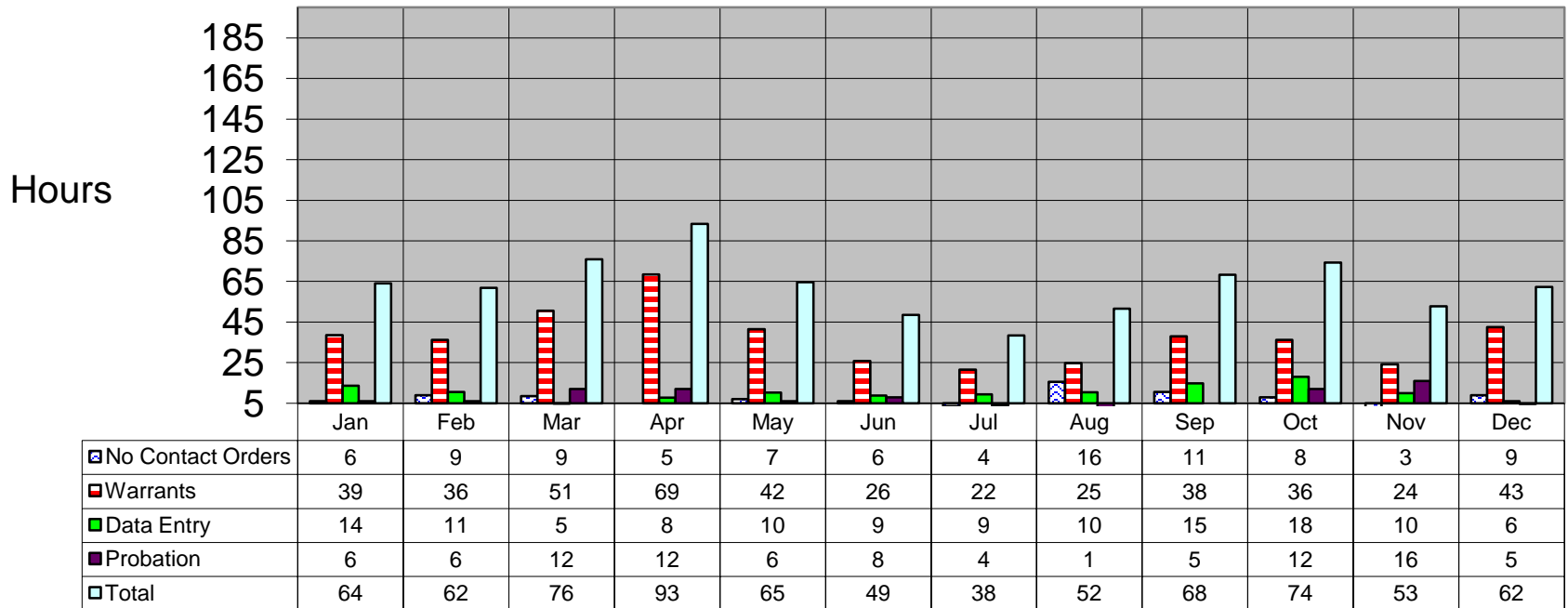





Cheney Police Department

Time Spent on NCO, Warrants, Data Entry, and Probation Entries YTD Change

No Contact Orders -6% Warrants -27% Data Entry -13% Probation -19%

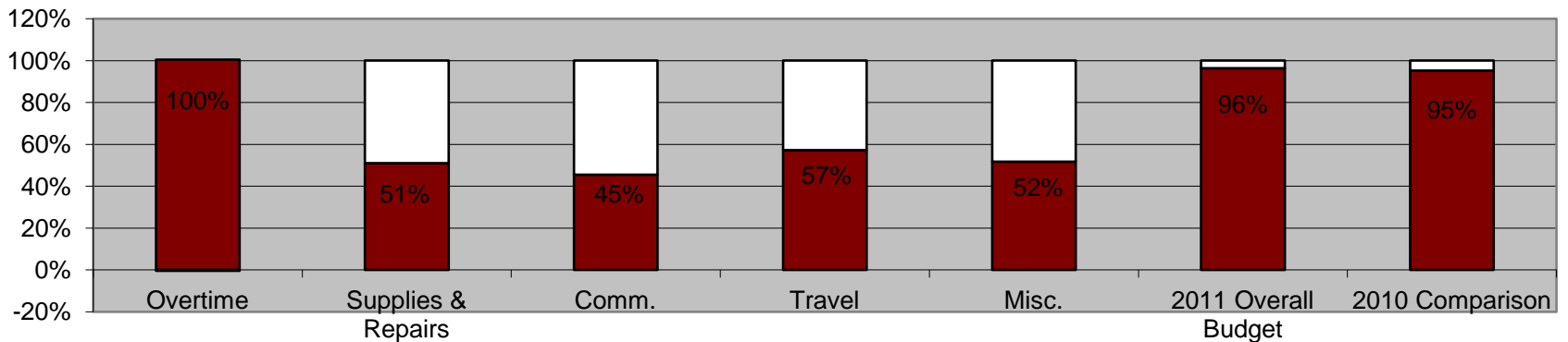




Cheney Police Department

Communications Budget Highlights

	December-11	YTD	Budgeted	Balance	Year Elapsed	%YTD Expenditure
Overtime	\$95.44	\$10,041.00	\$10,000.00	-\$41.00	100.0%	100.4%
Supplies/Repairs						
Office and Operating	\$16.31	\$436.28	\$1,200.00	\$763.72	100.0%	36.4%
Small Tools and Minor Equipment	\$799.00	\$3,251.80	\$4,000.00	\$748.20	100.0%	81.3%
Repairs and Maintenance	\$0.00	\$489.77	\$3,000.00	\$2,510.23	100.0%	16.3%
Communication	\$560.14	\$6,592.34	\$14,500.00	\$7,907.66	100.0%	45.5%
Travel	\$0.00	\$2,858.96	\$5,000.00	\$2,141.04	100.0%	57.2%
Miscellaneous	\$0.00	\$1,860.07	\$3,600.00	\$1,739.93	100.0%	51.7%
Overall Budget	\$37,428.40	\$468,497.19	\$486,100.00	\$17,602.81	100.0%	96.4%





Cheney Police Department

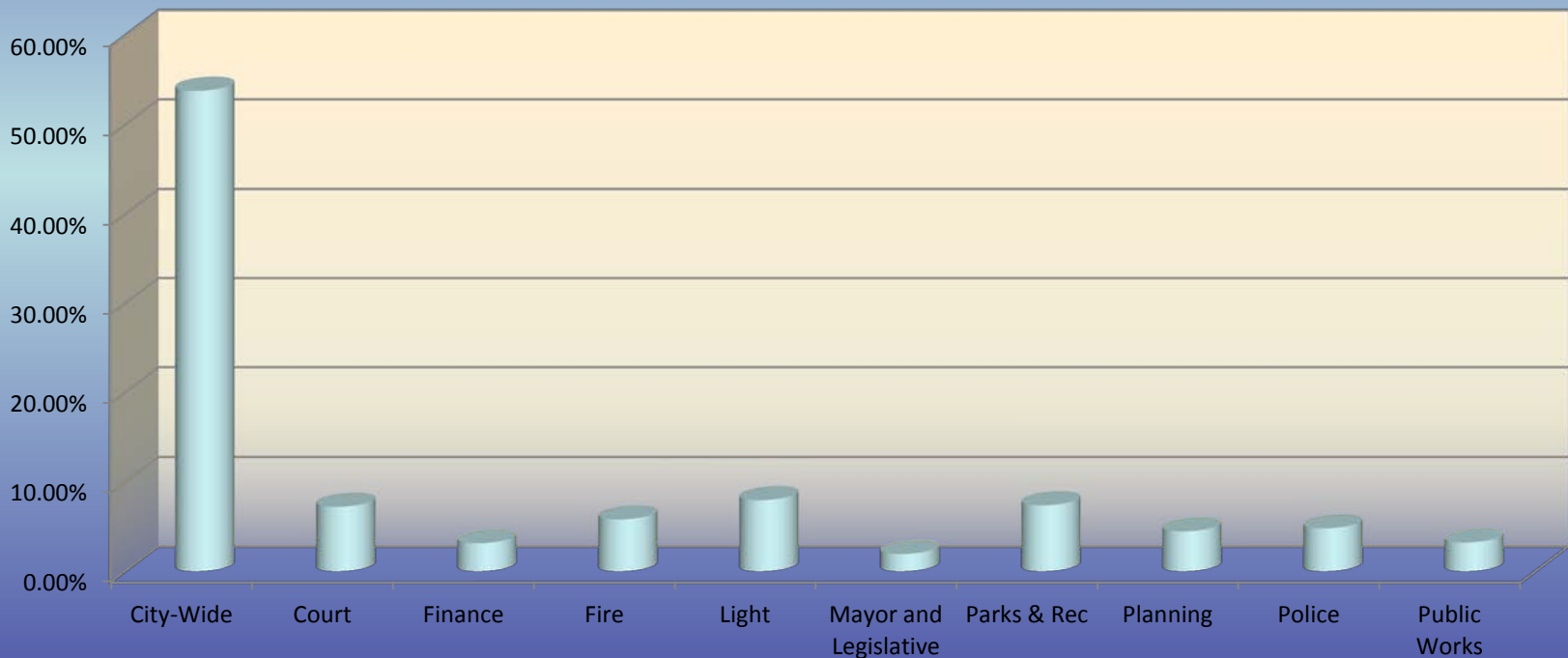
Information Technology



Cheney Police Department

IT Division

Estimated Time 2011 Year to Date



*A duty to protect,
an honor to serve.*

*Working together to
educate our community.*




Cheney Police Department

IT Budget Highlights

	December-11	YTD	Budgeted	Balance	Year Elapsed	%YTD Expenditure
Supplies/Repairs						
Office and Operating	\$34.78	\$1,099.30	\$1,000.00	-\$99.30	100.0%	109.9%
Small Tools and Minor Equipment	\$1.77	\$8,751.32	\$35,000.00	\$26,248.68	100.0%	25.0%
Repairs and Maintenance	\$1,871.66	\$2,176.13	\$8,000.00	\$5,823.87	100.0%	27.2%
Interfund Debt	\$1,740.48	\$1,740.48	\$36,100.00	\$34,359.52	100.0%	4.8%
Communication	\$300.00	\$3,352.91	\$7,000.00	\$3,647.09	100.0%	47.9%
Professional Charges	\$6,360.00	\$85,888.97	\$51,600.00	-\$34,288.97	100.0%	166.5%
Leases	\$0.00	\$11,900.00	\$12,700.00	\$800.00	100.0%	93.7%
Miscellaneous	\$0.00	\$16,425.35	\$5,100.00	-\$11,325.35	100.0%	322.1%
Overall Budget	\$12,404.25	\$305,646.28	\$353,300.00	\$47,653.72	100.0%	86.5%





Cheney Police Department

2011

Internal Complaints 0

Use of Force investigations 13

Authorized 13

Unauthorized 0

External Complaints 5

Conduct 2

Honesty/Integrity 3

Total of 5 complaints

1 - 1 day Suspension

3 Unfounded

1 Converted to NIM per complainant

Fleet Collisions 3

Non-Preventable 2

Preventable 1

Pursuits 2

*A duty to protect,
an honor to serve.*

25

*Working together to
educate our community.*



Cheney Police Department

The presentation for the month of January will be sent out electronically in February.

If you have any questions or comments about the Monthly Accountability Review, please contact Commander Rick Campbell at rcampbell@cityofcheney.org or 498-9285.

Thank You